

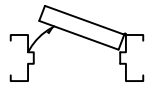
TEMPLATE FOR CONCEALED CURRENT TRANSFER PREPARATION QTY.: _____



— AVOID ERRORS BY BEING CAREFUL NOW
PLEASE COMPLETE STEPS 1 TO 3

STEP 1: SELECT BASE HINGE LENGTH: 79.16 83.118 83.771 85.097 94.992 118.74

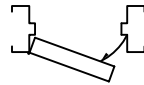
STEP 2: HANDING OF DOORS:
(ALWAYS VIEWED FROM THE OUTSIDE)



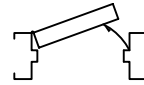
RIGHT HAND

INSIDE

OUTSIDE



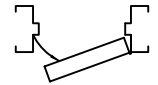
LEFT HAND REVERSE



LEFT HAND

INSIDE

OUTSIDE

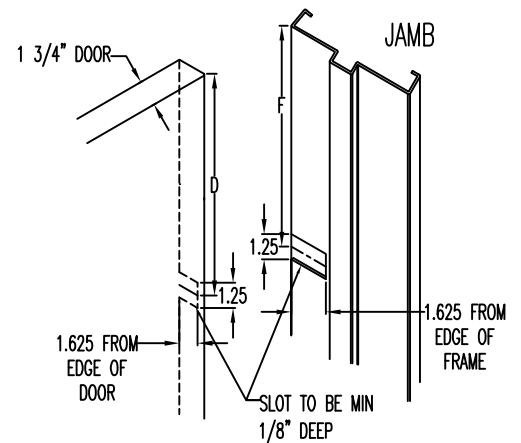


RIGHT HAND REVERSE

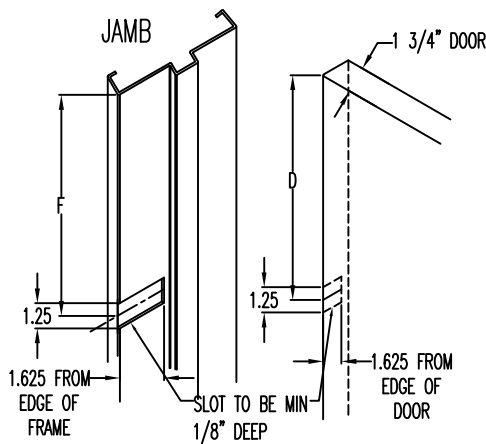
STEP 3: CUTOUT DIMENSIONS:

HINGE LENGTH	RH OR LHR		LH OR RHR	
	D	F	D	F
79.16	38 11/16	40 9/16	40 7/16	38 13/16
83.118	42 7/16	40 13/16	40 11/16	42 9/16
83.771	42 7/16	40 13/16	40 11/16	42 9/16
85.097	42 7/16	40 13/16	40 11/16	42 9/16
94.992	46 5/8	48 1/2	48 3/8	46 3/4
118.74	58 1/2	60 3/8	60 1/4	58 5/8

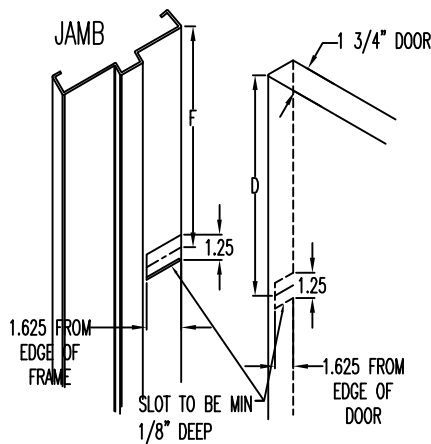
RIGHT HAND



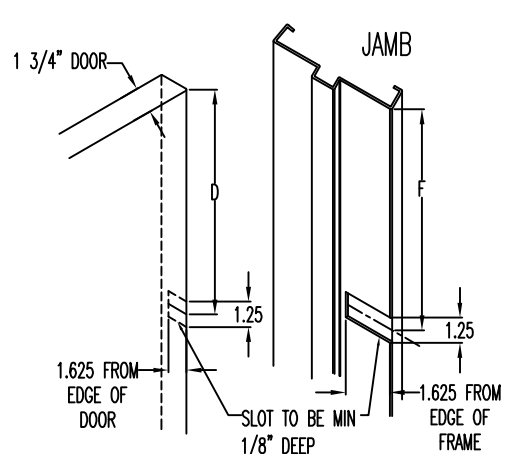
LEFT HAND REVERSE



LEFT HAND



RIGHT HAND REVERSE



NOTE: DIMENSIONS ARE BASED ON INDUSTRY STANDARD OF 1/8" CLEARANCE BETWEEN TOP OF DOOR OPENING AND TOP OF DOOR

I APPROVE THE DESIGN AND DIMENSIONS AS SHOWN ON THIS TEMPLATE, AND I AUTHORIZE FABRICATION OF THESE PARTS.

FULL NAME: _____

SIGNED BY: _____

P.O. #: _____

COMPANY NAME: _____

DATE: _____

S.O. #: _____

PHONE #: _____

EXT.: _____