

# SECURITRON




—AVOID ERRORS BY BEING CAREFUL NOW  
PLEASE COMPLETE STEPS 1 TO 4

STEP 1: SELECT BASE HINGE:  LARSEN PRODUCT # IF KNOWN: \_\_\_\_\_

OR TYPE:  EDGE MOUNT     SINGLE GUARD     DOUBLE GUARD     SWING CLEAR  
LENGTH:  79.16     83.118     83.771     85.097     94.992     118.74

STEP 2: HANDING OF DOORS:  
(ALWAYS VIEWED FROM THE OUTSIDE)



STEP 3: FINAL HINGE LENGTH:  SAME AS BASE HINGE    OR SPECIFY DIMENSION Z: \_\_\_\_\_

STEP 4: ELECTRICAL CUTOUT DIMENSIONS:

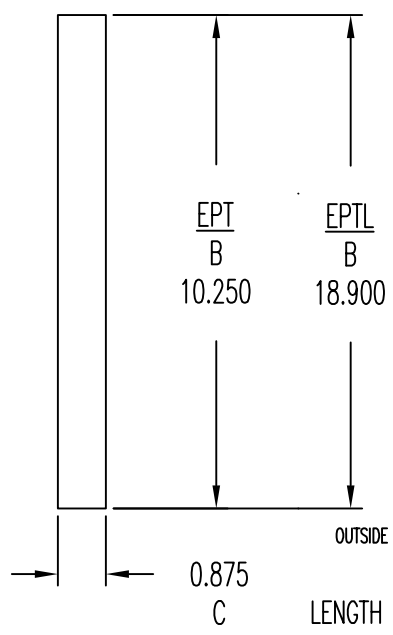
CUTOUT: A - TOP OF HINGE TO CENTRELINE OF CUTOUT: (SEE STANDARDS) \_\_\_\_\_

(STANDARDS FOR DIM. A)	
79.16 HINGE:	39 3/8
83.125 HINGE:	41 9/16
83.771 HINGE:	41 7/8
85.097 HINGE:	42 9/16
94.992 HINGE:	47 1/2
118.74 HINGE:	47 1/2

## HOLE CUTOUT

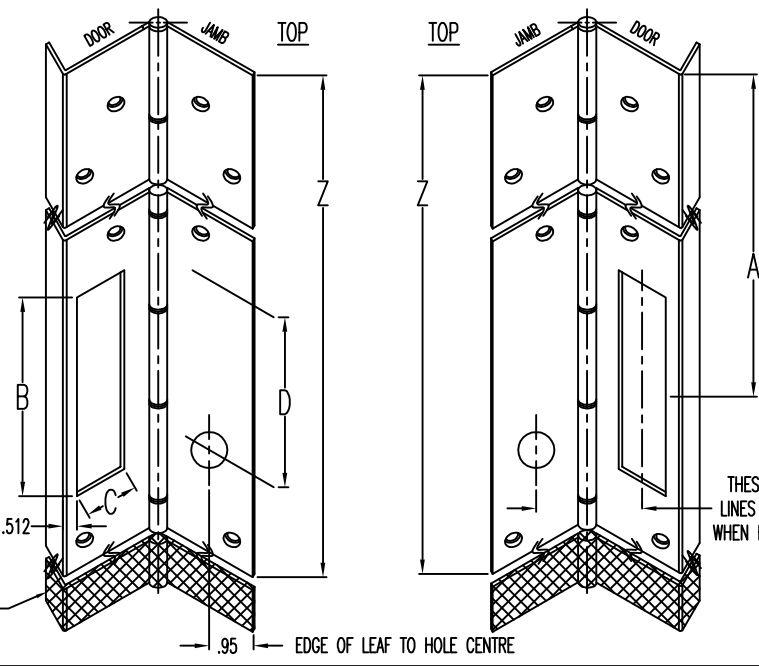
○ FOR EPT D=9.000"  
.50 DIA. FOR EPTL D=17.700"

## SQUARE EDGE CUTOUT



RIGHT HAND  
OR LEFT HAND REVERSE  
HINGE SHOWN

LEFT HAND  
OR RIGHT HAND REVERSE  
HINGE SHOWN



I APPROVE THE DESIGN AND DIMENSIONS AS SHOWN ON THIS TEMPLATE, AND I AUTHORIZE FABRICATION OF THESE PARTS.

FULL NAME: \_\_\_\_\_ SIGNED BY: \_\_\_\_\_ P.O. #: \_\_\_\_\_  
COMPANY NAME: \_\_\_\_\_ DATE: \_\_\_\_\_ S.O. #: \_\_\_\_\_  
PHONE #: \_\_\_\_\_ EXT.: \_\_\_\_\_